

# SCALES AND ARPEGGIOS

FOR

## **GUITAR**

1st - 8th GRADE

Collected and Fingered by  
Eythor Thorlaksson

The Guitar School - Iceland  
[www.eythorsson.com](http://www.eythorsson.com)

# FIRST GRADE

## SCALES AND ARPEGGIOS

Right hand fingering  
p = thumb, i = index finger, m = middle finger, a = ring finger

### C - Major scale

Ascending: 3 0 2 3 0 2 0 1 3 0 1 3  
Descending: 1 0 3 1 0 2 0 3 2 0 3

Fingering: p i m

### G - Major scale

Ascending: 3 0 2 3 0 2 4 0 2 0 1 3 0 2 3  
Descending: 2 0 3 1 0 2 0 4 2 0 3 2 0 3

Fingering: p i m

### D - Major scale

Ascending: II 0 1 3 0 1 0 1 2 0 1 2 4  
Descending: 2 1 0 2 1 0 1 0 3 1 0

Fingering: p i m

### A - Minor harmonic

Two staves of musical notation for the A - Minor harmonic exercise. The first staff contains the notes: 0, 2, 3, 0, 2, 3, 1, 2, 0, 1, 3, 0. The second staff contains the notes: 3, 1, 0, 2, 1, 3, 2, 0, 3, 2, 0. Both staves have a 'p' (piano) dynamic marking and a dashed line below the notes.

### A - Minor melodic

Two staves of musical notation for the A - Minor melodic exercise. The first staff contains the notes: 0, 2, 3, 0, 2, 4, 1, 2, 0, 1, 3, 0. The second staff contains the notes: 3, 1, 0, 2, 0, 3, 2, 0, 3, 2, 0. Both staves have a 'p' (piano) dynamic marking and a dashed line below the notes.

### Broken Chords in C, G and D Major

Three staves of musical notation for Broken Chords in C, G and D Major. Each staff shows a sequence of chords in 4/4 time, with notes and fingerings. The first staff is in C major (no sharps or flats), the second in G major (one sharp), and the third in D major (two sharps). Each staff has a 'p' (piano) dynamic marking and a dashed line below the notes.

# SECOND GRADE

## SCALES AND ARPEGGIOS

### A - Major scale

0 2 4 0 2 4 1 2 0 2 3 0 1 3 4

p i m

3 1 0 3 2 0 2 1 4 2 0 4 2 0

p

Detailed description: This block contains the musical notation for the A Major scale. It consists of two staves. The first staff shows the ascending scale with fingerings 0, 2, 4, 0, 2, 4, 1, 2, 0, 2, 3, 0, 1, 3, 4. A dynamic marking 'p' is placed below the first note. The second staff shows the descending scale with fingerings 3, 1, 0, 3, 2, 0, 2, 1, 4, 2, 0, 4, 2, 0. A dynamic marking 'p' is placed below the first note. A Roman numeral 'II' is written above the final note of the descending scale.

### E - Major scale

0 2 4 0 2 4 1 2 4 1 2 0 2 4 0

p i m

4 2 0 2 1 4 2 1 4 2 0 4 2 0

p

Detailed description: This block contains the musical notation for the E Major scale. It consists of two staves. The first staff shows the ascending scale with fingerings 0, 2, 4, 0, 2, 4, 1, 2, 4, 1, 2, 0, 2, 4, 0. A dynamic marking 'p' is placed below the first note. The second staff shows the descending scale with fingerings 4, 2, 0, 2, 1, 4, 2, 1, 4, 2, 0, 4, 2, 0. A dynamic marking 'p' is placed below the first note.

### F - Major scale

1 3 0 1 3 0 2 3 0 2 3 1 3 0 1

p i m

0 3 1 3 2 0 3 2 0 3 1 0 3 1

p

Detailed description: This block contains the musical notation for the F Major scale. It consists of two staves. The first staff shows the ascending scale with fingerings 1, 3, 0, 1, 3, 0, 2, 3, 0, 2, 3, 1, 3, 0, 1. A dynamic marking 'p' is placed below the first note. The second staff shows the descending scale with fingerings 0, 3, 1, 3, 2, 0, 3, 2, 0, 3, 1, 0, 3, 1. A dynamic marking 'p' is placed below the first note.

### E - Minor harmonic

0 2 3 0 2 3 1 2 4 0 2 0 1 4 0

p

i m

4 1 0 2 0 4 2 1 3 2 0 3 2 0

p

### E - Minor melodic

0 2 3 0 2 4 1 2 4 0 2 0 2 4 0

p

i m

3 1 0 2 0 4 2 0 3 2 0 3 2 0

p

### D - Minor harmonic

0 2 3 0 2 3 2 3 0 1 1 3

p

i m

1 1 0 3 2 3 2 0 3 2 0

p

### D - Minor melodic

0 2 3 0 2 0 2 3 0 1 1 3

p

i m

1 1 0 3 1 3 2 0 3 2 0

p

# ARPEGGIOS

## D - Major

II

0 3 1 2 1 4 1 2 1 3 0

p p i m a m a m i p p

Detailed description: This musical staff shows a D Major arpeggio in treble clef with a key signature of two sharps (F# and C#). The notes are D4 (0), F#4 (3), A4 (1), B4 (2), A4 (1), F#4 (4), D5 (1), F#4 (2), A4 (1), B4 (3), and D5 (0). Fingerings are indicated above each note. The piece starts with a second finger barre (II) over the first two frets. Dynamics 'p' are marked under the first, second, and tenth notes.

## D - Minor

0 3 2 4 1 4 1 4 2 3 0

p p i m a m a m i p p

Detailed description: This musical staff shows a D Minor arpeggio in treble clef with a key signature of one flat (Bb). The notes are D4 (0), Bb4 (3), A4 (2), Bb4 (4), D5 (1), Bb4 (4), A4 (1), Bb4 (4), D5 (2), Bb4 (3), and D5 (0). Fingerings are indicated above each note. Dynamics 'p' are marked under the first, second, and tenth notes.

## A - Major

0 4 1 1 2 0 4 0 2 1 1 4 0

p i m a m a m i p

Detailed description: This musical staff shows an A Major arpeggio in treble clef with a key signature of three sharps (F#, C#, G#). The notes are A3 (0), C#4 (4), E4 (1), F#4 (1), G#4 (2), A4 (0), C#4 (4), E4 (0), G#4 (2), A4 (1), C#4 (1), E4 (4), and A4 (0). Fingerings are indicated above each note. Dynamics 'p' are marked under the first and tenth notes.

## A - Minor

0 4 2 3 1 0 4 0 1 3 2 4 0

p i m a m a m i p

Detailed description: This musical staff shows an A Minor arpeggio in treble clef with a key signature of no sharps or flats. The notes are A3 (0), C4 (4), E4 (2), F4 (3), G4 (1), A4 (0), C4 (4), E4 (0), G4 (1), A4 (3), C4 (2), E4 (4), and A4 (0). Fingerings are indicated above each note. Dynamics 'p' are marked under the first and tenth notes.

## E - Major

0 4 2 3 1 0 0 0 1 3 2 4 0

p i m a m i p

Detailed description: This musical staff shows an E Major arpeggio in treble clef with a key signature of four sharps (F#, C#, G#, D#). The notes are E4 (0), G#4 (4), B4 (2), C#5 (3), E5 (1), G#4 (0), B4 (0), C#5 (0), E5 (1), G#4 (3), B4 (2), C#5 (4), and E5 (0). Fingerings are indicated above each note. Dynamics 'p' are marked under the first and tenth notes.

## E - Minor

0 4 2 3 0 0 0 0 0 3 2 4 0

p i m a m i p

Detailed description: This musical staff shows an E Minor arpeggio in treble clef with a key signature of one sharp (F#). The notes are E4 (0), G4 (4), B4 (2), C5 (3), E5 (0), G4 (0), B4 (0), C5 (0), E5 (0), G4 (3), B4 (2), C5 (4), and E5 (0). Fingerings are indicated above each note. Dynamics 'p' are marked under the first and tenth notes.

# THIRD GRADE

## SCALES AND ARPEGGIOS

Right hand fingering i. m.

### E - Major scale

0 2 4 0 2 4 1 2 4 1 2 0  
2 4 2 0 4 2 1 4 2 0 4 2 0

### F - Major scale

1 3 0 1 3 0 2 3 0 2 3 1 3 0  
3 2 0 3 2 0 3 1 0 3 1

### F# - Major scale

2 4 1 2 4 1 3 4 1 3 4 2 4 1  
2 1 4 2 4 3 1 4 3 1 4 2 1 4 2

### G - Major scale

Musical notation for the G Major scale. The first line shows the ascending scale with fingerings: 2, 4, 1, 2, 4, 1, 3, 4, 1, 3, 4, 2, 4, 1. The second line shows the descending scale with fingerings: 2, 1, 4, 2, 4, 3, 1, 4, 3, 1, 4, 2, 1, 4, 2. The key signature is one sharp (F#).

Same fingering in Ab - A - Bb and B Major

### C - Major scale

Musical notation for the C Major scale. The first line shows the ascending scale with fingerings: 2, 4, 1, 2, 4, 1, 3, 1, 3, 1, 2, 4, 1, 3. The second line shows the descending scale with fingerings: 4, 3, 1, 4, 2, 1, 3, 1, 3, 1, 4, 2, 1, 4, 2. The key signature is natural (C).

Same fingering in Db - D - Eb and E Major

### E - Minor scale (harmonic)

Musical notation for the E Minor scale (harmonic). The first line shows the ascending scale with fingerings: 0, 2, 3, 0, 2, 3, 1, 2, 1, 2, 4, 1, 2, 1. The second line shows the descending scale with fingerings: 2, 1, 2, 1, 4, 2, 1, 2, 1, 3, 2, 0, 3, 2, 0. The key signature is one sharp (F#).

### F - Minor scale (harmonic)

Musical notation for the F Minor scale (harmonic). The first line shows the ascending scale with fingerings: 1, 3, 4, 1, 3, 4, 2, 3, 1, 2, 4, 1, 2, 1. The second line shows the descending scale with fingerings: 2, 1, 2, 1, 4, 2, 1, 3, 2, 4, 3, 1, 4, 3, 1. The key signature is two flats (Bb, Eb).

Same fingering F# - G - G# and A Minor



### Bb - Minor scale (harmonic)

Two staves of musical notation for the Bb minor scale (harmonic). The first staff shows the ascending scale with fingerings: 5, 4, 3, 2, 1. The second staff shows the descending scale with fingerings: 2, 3, 4, 5. The notes are Bb, C, D, Eb, F, G, Ab, Bb.

Same fingering in B - C - C# - D - D# and E Minor

### ARPEGGIOS

#### E - Major

Musical notation for the E Major arpeggio. The notes are E, G#, B, E, G#, B, E. Fingerings are: 0, 4, 2, 3, 1, 0, 0, 1, 3, 2, 4, 0. The notes are labeled with letters: p, i, m, a, i, m, a, m, i, a, m, i, p.

#### F - Major

Musical notation for the F Major arpeggio. The notes are F, A, C, F, A, C, F. Fingerings are: 6, 5, 4, 3, 1, 1, 2, 3, 2, 4, 1. The notes are labeled with letters: p, i, m, a, i, m, a, m, i, a, m, i, p.

#### F# - Major

Musical notation for the F# Major arpeggio. The notes are F#, A, C#, F#, A, C#, F#. Fingerings are: 6, 5, 4, 3, 1, 1, 2, 3, 2, 4, 1. The notes are labeled with letters: p, i, m, a, i, m, a, m, i, a, m, i, p.

### G - Major

Same fingering in Ab - A - Bb - and B Major

### C - Major

Same fingering in Db - D - Eb and E Major

### E - Minor

### F - Minor

Same fingering in F# - G - G# - A - Bb and B Minor

### C - Minor

Same fingering in C# - D - D# and E Minor

# FOURTH GRADE SCALES AND ARPEGGIOS

All scales from 3rd grade with right hand fingering i, m, and m. a.  
played at the speed of 4th grade

## Molodic

$\bullet = 160$

E Minor

The E Minor scale is shown in two staves. The first staff contains the ascending scale with fingering: 0, 1, 2, 4, 1, 1, 3, 4, 1, 2, 4, 1, 3, 1. The second staff contains the descending scale with fingering: 2, 2, 4, 3, 1, 4, 3, 1, 4, 2, 1, 4, 2, 1, 0. Circled numbers 2 through 6 are placed below the notes to indicate fingerings.

## Melodic

F Minor

The F Minor scale is shown in two staves. The first staff contains the ascending scale with fingering: 1, 3, 4, 1, 3, 1, 3, 4, 1, 2, 4, 1, 3, 1. The second staff contains the descending scale with fingering: 2, 2, 4, 3, 1, 4, 3, 1, 4, 3, 1. Circled numbers 2 through 6 are placed below the notes to indicate fingerings.

Same fingering in F# - G - G# and A Minor

## Melodic

Bb Minor

The Bb Minor scale is shown in two staves. The first staff contains the ascending scale with fingering: 1, 3, 4, 1, 3, 1, 3, 4, 1, 2, 4, 2, 4, 1. The second staff contains the descending scale with fingering: 2, 4, 2, 1, 4, 2, 1, 3, 1, 4, 3, 1. Circled numbers 1 through 5 are placed below the notes to indicate fingerings.

Same fingering in B - C - C# - D - D# and E Minor

# ARPEGGIOS

All chords from 3rd grade played at the speed of 4th grade

E Major

$\text{♩} = 120$

p i m a i m a m i a m i a m i p

E Minor

p i m a i m a m i a m i a m i p

A Major

p i m a i m i m i m i m i a m i p

A Minor

p i m a i m i m i m i m i a m i p



C Major

Two staves of musical notation for the C Major scale. The first staff shows the ascending scale with fingerings: 2, 4, 1, 2, 4, 1, 3, 4, 1, 3, 4, 2, 4, 1, 2, 4, 1, 2, 4. The second staff shows the descending scale with fingerings: 1, 4, 2, 1, 4, 2, 4, 3, 1, 4, 3, 1, 4, 2, 1, 4, 2. Circled numbers 1 through 5 are placed below the notes to indicate fingerings.

Same fingering in C# - D - Eb and E Major

### ARPEGGIOS

All Major and Minor chords over two octaves in closed positions. E - A Major and E - A Minor over three octaves with open strings at the speed of fifth grade

#### Broken 7th chords - Two octaves

E 7th

Three staves of musical notation for broken 7th chords. The first staff is for E 7th (E major 7th) with a tempo marking of quarter note = 63. It shows two octaves of arpeggios with fingerings and chord names (p, i, m, a, i, m, i, m, a, m, i, m, i, a, m, i, p). The second staff is for F 7th (F major 7th) and the third for F# 7th (F# major 7th), both showing two octaves of arpeggios with fingerings and chord names (p, i, m, a, i, m, i, m, a, m, i, m, i, a, m, i, p).

Same fingering in G - Ab - A - Bb and B 7th

C 7th

One staff of musical notation for C 7th (C major 7th) showing two octaves of arpeggios with fingerings and chord names (p, i, m, a, i, m, i, m, a, m, i, m, i, a, m, i, p). Circled numbers 1 through 5 are placed below the notes to indicate fingerings.

Same fingering in Db - D - Eb and E 7th

# SIXTH GRADE

## SCALES AND ARPEGGIOS

All scales up to now with right hand fingering i. m. - m. a. and i. a.  
played at the speed of sixth grade.

### Harmonic

$\text{♩} = 88$

E Minor

0 2 3 0 2 3 1 2 1 2 4 1 2 1 1 3 4 1 3 4

6 5 4 3 2 1

3 4 3 4 3 1 4 3 1 1 2 1 4 2 1 2 1 3 2 0 3 2 0

2 3 4 5 6

F Minor

1 3 4 1 3 4 2 3 1 2 4 1 2 1 1 3 4 1 3 4

6 5 4 3 2 1

3 4 3 4 3 1 4 3 1 1 2 1 4 2 1 3 2 4 3 1 4 3 1

2 3 4 5 6

Same fingering in F# - G and G# Minor

### Harmonic

A Minor

Bb Minor

Same fingering in B Minor

C Minor

Same fingering in C# - D - D# and E Minor



# ARPEGGIOS

All chords upto now, played at the speed of sixth grade

E Major

F Major

Same fingering in F# and G Major

Ab Major

Same fingering in A - Bb and B Major

C Major

Same fingering in C# Major

D Major

Same fingering in Eb and E Major

E Minor

0 4 2 3 0 0 0 2 3 4 3 2 0 0 3 2 4 0

p i m a i m a i m a m i a m i a m i p

(3) (2) (1) (2) (3) (2) (3) (4) (0) (0) (3) (2) (4) (0)

F Minor

1 4 2 3 3 2 4 2 3 4 2 3 3 2 4 0

p i m a i m a i m a m i a m i a m i p

(6) (5) (4) (3) (2) (3) (2) (1) (2) (3) (2) (3) (4) (5) (6) (p)

Same fingering in F# and G Minor

G# Minor

1 4 2 3 3 2 4 1 1 4 2 3 3 2 4 1

p i m a p i m a i m i a m i p a m i p

(6) (5) (4) (3) (2) (1) (2) (3) (4) (5) (6) (p)

Same fingering in A - Bb and B Minor

C Minor

1 4 2 3 2 3 3 1 4 1 3 2 3 2 4 1

p i m a i m i m a m i m i a m i p

(5) (4) (3) (2) (1) (2) (3) (4) (5) (p)

Same fingering in C# Minor

D Minor

1 4 2 3 1 2 3 1 4 1 3 2 4 1

p i m a i m a i m i a m i a m i p

(5) (4) (3) (2) (1) (2) (3) (4) (5) (p)

Same fingering in D# and E Minor



A Minor

⑤ ④ ③ ② ①

② ③ ④ ⑤

Bb Minor

⑤ ④ ③ ② ①

② ③ ④ ⑤

Same fingering in B Minor

C Minor

⑤ ④ ③ ② ①

② ③ ④ ⑤

Same fingering in C# - D - D# and E Minor



# ARPEGGIOS

All broken chords upto now played at the speed of seventh grade

## Broken 7th chords over three octaves

E 7th

$\text{♩} = 76$

p i m a p i m a m i m a m a m i m a m i p a m i p

F 7th

p i m a p i m a i m i m a m i m i a m i p a m i p

Same fingering in F# and G 7th

Ab 7th

p i m a p i m a i m a m a m i a m i p a m i p

Same fingering in A - Bb and B 7th

C 7th

p i m a p i m a i m a m i a m i p a m i p

Same fingering in C# - D - Eb and E 7th



# EIGHT GRADE

## SCALES AND ARPEGGIOS

Major and Minor scales over the whole extension of the guitar

Right hand fingering i. m. - m. a. - i. a. and a. m. i.

Quarter note = 112

Fingerings: 2, 4, 1, 2, 4, 1, 3, 4, 1, 3, 4, 2, 4, 1, 2, 4, 1, 2, 4, 2

Fret numbers: ⑤, ④, ③, ②, ①

Fingerings: 1, 4, 2, 1, 4, 2, 4, 3, 1, 4, 3, 1, 4, 2, 1, 4, 2

Fret numbers: ②, ③, ④, ⑤

Fingerings: 0, 1, 2, 4, 2, 4, 1, 2, 4, 2, 4, 1, 3, 1, 1, 3, 4, 1, 3, 1, 3, 4, 2, 4


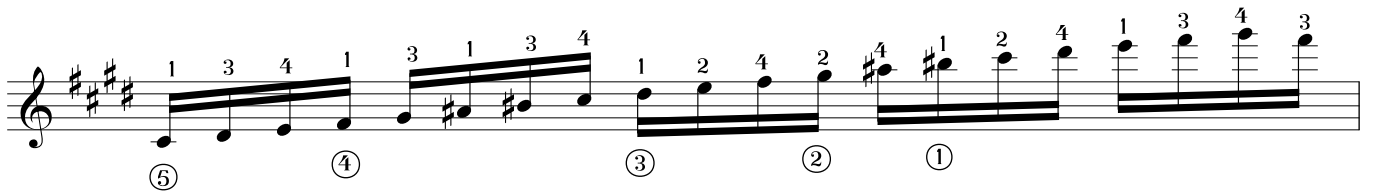
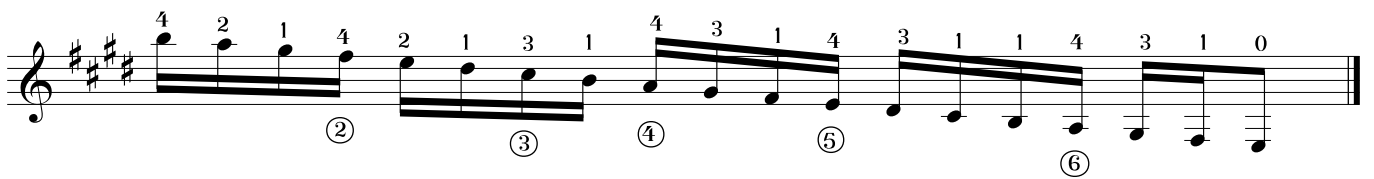

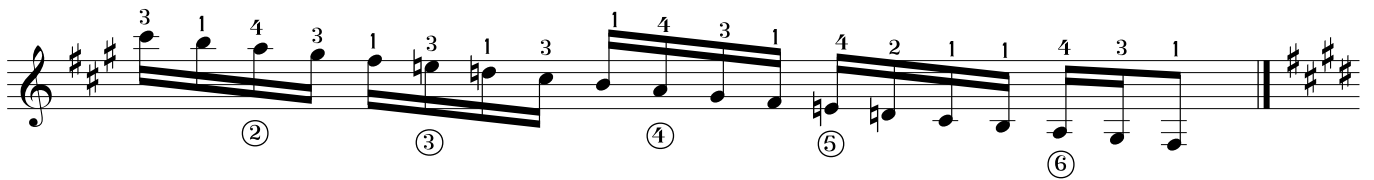
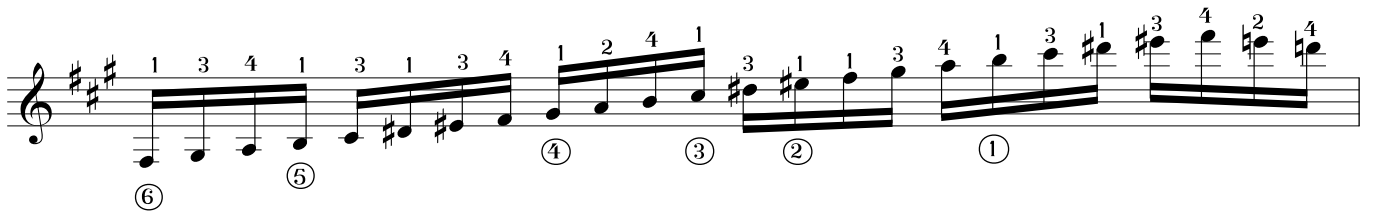
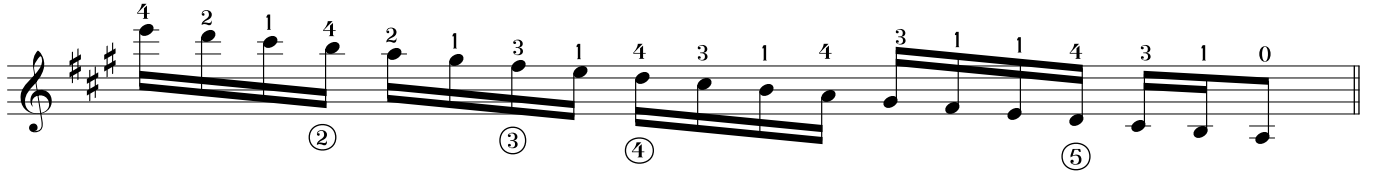
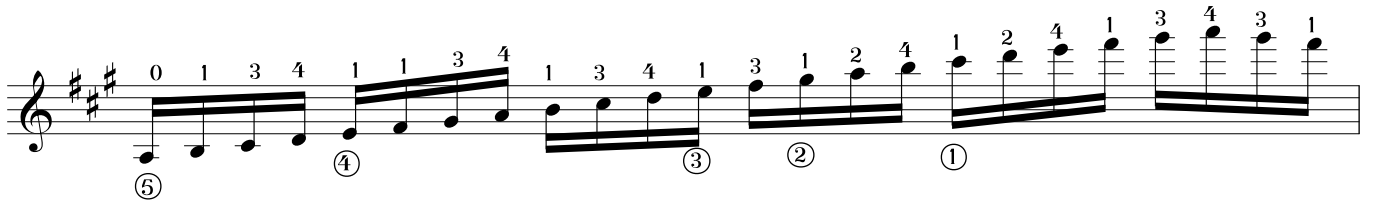
Fret numbers: ⑤, ④, ③, ②, ①

Fingerings: 3, 1, 4, 3, 1, 4, 2, 1, 3, 1, 3, 1, 4, 2, 1, 4, 2, 1, 0

Fret numbers: ②, ③, ④, ⑤









This page contains ten staves of musical notation for guitar, written in a key signature of three flats (B-flat, E-flat, A-flat). The notation includes various techniques such as slurs, ties, and specific fingerings indicated by circled numbers 1 through 6. The first staff begins with a circled 5, followed by a circled 4, and then circled 3, 2, and 1. The second staff features circled 2, 3, 4, and 5. The third staff starts with circled 5 and 4, followed by circled 3, 2, and 1. The fourth staff includes circled 2, 3, 4, and 5. The fifth staff begins with circled 6, 5, 4, 3, 2, and 1. The sixth staff shows circled 2, 3, 4, 5, and 6. The seventh staff starts with circled 6, 5, 4, 3, 2, and 1. The eighth staff includes circled 2, 3, 4, 5, and 6. The ninth staff features circled 2, 3, 4, 5, and 6. The tenth staff concludes with circled 2, 3, 4, 5, and 6. The notation is dense with slurs and ties, indicating complex melodic lines and technical exercises.

⑤ ④ ③ ② ①

② ③ ④ ⑤

⑤ ④ ③ ② ①

② ③ ④ ⑤

⑤ ④ ③ ② ①

② ③ ④ ⑤

⑥ ⑤ ④ ③ ② ①

② ③ ④ ⑤ ⑥

Four staves of guitar music in a single system. Each staff contains a sequence of notes with fingerings (1-4) and circled numbers (1-6) indicating fret positions. The notes are: Staff 1: 1 3 0 1 3 1 3 4 1 3 4 1 3 1 2 4 1 2 4 1 3 4 3 1; Staff 2: 4 2 1 4 2 1 3 1 4 3 1 4 3 1 3 1 0 3 1; Staff 3: 1 3 4 1 3 1 3 4 1 2 4 2 4 1 3 4 3 1; Staff 4: 1 3 1 4 2 1 4 2 1 3 1 4 3 1 4 3 1.


### ARPEGGIOS

Broken dim. chords over the whole extention of the guitar

Two staves of guitar music. The first staff is labeled 'E dim' and the second 'F dim'. Both staves have a tempo marking of ♩ = 88. The notes are: Staff 1: 0 3 1 4 3 1 4 2 2 1 4 2 4 2 4 1 2 2 4 1 3 4 1 3 0; Staff 2: 1 3 1 4 3 1 4 2 2 1 4 2 4 2 4 1 2 2 4 1 3 4 1 3 1. Fingerings (1-4) and circled numbers (1-6) are provided for each note. Below the notes are the lyrics: 'p i m a i m i m a m i m i a m i p a m i p'. The circled numbers correspond to the fret positions for each note.

Same fingering in F# og G dim


Ab dim



Musical notation for Ab dim exercise. The staff shows a sequence of notes with fingerings (1-4) and accents (p). The notes are: Ab (1), Bb (3), C (1), D (4), Eb (1), F (4), G (2), Ab (1), Bb (b1), C (b4), D (2), Eb (1), F (b4), G (1), Ab (1), Bb (2), C (4), D (1), Eb (3), F (4), G (5), Ab (6), Bb (p).

Same fingering in A - Bb and B dim

C dim




Musical notation for C dim exercise. The staff shows a sequence of notes with fingerings (1-5) and accents (p). The notes are: C (1), D (3), Eb (1), F (4), G (2), Ab (2), Bb (b1), C (4), D (2), Eb (1), F (b4), G (1), Ab (2), Bb (4), C (b1), D (2), Eb (4), F (3), G (4), Ab (5), Bb (p).

Same fingering in Db - D - Eb and E dim

### THIRDS ON FIRST AND SECOND STRING

It is important to study these exercises with different right hand fingerings


C Major



Musical notation for C Major exercise. The staff shows a sequence of chords with fingerings (1, 0, 1/3, 1/3, 2/3, 2/3, 1/3, 1/3, 2/3, 2/3, 1/3, 1/3, 2/3, 2/3, 1/3, 1/3, 0). The notes are: C (1), C (0), C (1/3), C (1/3), C (2/3), C (2/3), C (1/3), C (1/3), C (2/3), C (2/3), C (1/3), C (1/3), C (2/3), C (2/3), C (1/3), C (1/3), C (0).

im im im im etc. etc.  
mi mi mi mi  
ma ma ma ma  
am am am am  
ia ia ia ia  
ai ai ai ai

Db Major



Musical notation for Db Major exercise. The staff shows a sequence of chords with fingerings (1/3, 1/3, 2/3, 2/3, 1/3, 1/3, 2/3, 2/3, 1/3, 1/3, 2/3, 2/3, 1/3, 1/3, 2). The notes are: Db (1/3), Db (1/3), Db (2/3), Db (2/3), Db (1/3), Db (1/3), Db (2/3), Db (2/3), Db (1/3), Db (1/3), Db (2/3), Db (2/3), Db (1/3), Db (1/3), Db (2).

Same fingering in D - Eb and E Major

### THIRDS ON SECOND AND THIRD STRING

G Major

Musical notation for G Major in treble clef. The key signature has one sharp (F#). The notation shows a sequence of chords on the second and third strings, each with a fingering number above it: 0, 1, 1, 4/3, 4/3, 2/3, 2/3, 4/3, 4/3, 2/3, 2/3, 4/3, 4/3, 1/2, 1/2, 0. The chords are: G2 (0), G3 (1), G4 (1), G5 (4/3), G6 (4/3), G7 (2/3), G7 (2/3), G8 (4/3), G8 (4/3), G9 (2/3), G9 (2/3), G10 (4/3), G10 (4/3), G11 (1/2), G11 (1/2), G12 (0).

Ab Major

Musical notation for Ab Major in treble clef. The key signature has two flats (Bb, Eb). The notation shows a sequence of chords on the second and third strings, each with a fingering number above it: 1, 2/3, 2/3, 4/3, 4/3, 2/3, 2/3, 4/3, 4/3, 2/3, 2/3, 4/3, 4/3, 2/3, 2/3, 1. The chords are: Ab2 (1), Ab3 (2/3), Ab4 (2/3), Ab5 (4/3), Ab6 (4/3), Ab7 (2/3), Ab7 (2/3), Ab8 (4/3), Ab8 (4/3), Ab9 (2/3), Ab9 (2/3), Ab10 (4/3), Ab10 (4/3), Ab11 (2/3), Ab11 (2/3), Ab12 (1).

Same fingering in A - Bb and B Major

### THIRDS ON THIRD AND FOURTH STRING

Eb Major

Musical notation for Eb Major in treble clef. The key signature has three flats (Bb, Eb, Ab). The notation shows a sequence of chords on the third and fourth strings, each with a fingering number above it: 1, 1, 1, 2/3, 2/3, 1/3, 1/3, 2/3, 1/3, 1/3, 2/3, 2/3, 1/3, 1/3, 0. The chords are: Eb3 (1), Eb4 (1), Eb5 (1), Eb6 (2/3), Eb6 (2/3), Eb7 (1/3), Eb7 (1/3), Eb8 (2/3), Eb8 (1/3), Eb9 (1/3), Eb9 (2/3), Eb10 (2/3), Eb10 (1/3), Eb11 (1/3), Eb12 (0).

E Major

Musical notation for E Major in treble clef. The key signature has four sharps (F#, C#, G#, D#). The notation shows a sequence of chords on the third and fourth strings, each with a fingering number above it: 1, 1, 1, 2/3, 2/3, 1/3, 1/3, 2/3, 1/3, 1/3, 2/3, 2/3, 1/3, 1/3, 2. The chords are: E3 (1), E4 (1), E5 (1), E6 (2/3), E6 (2/3), E7 (1/3), E7 (1/3), E8 (2/3), E8 (1/3), E9 (1/3), E9 (2/3), E10 (2/3), E10 (1/3), E11 (1/3), E12 (2).

Same fingering in F and F# Major



### THIRDS ON FOURTH AND FIFTH STRING

Bb Major

Musical notation for Bb Major in treble clef. The key signature has two flats (Bb and Eb). The scale consists of 14 notes: Bb2, C3, D3, Eb3, E3, F3, G3, Ab3, A3, Bb3, C4, D4, Eb4, E4. Fingerings are indicated below the notes: 0, 1, 1, 2, 2, 3, 3, 3, 2, 3, 3, 2, 2, 1, 1, 0.

B Major

Musical notation for B Major in treble clef. The key signature has two sharps (F# and C#). The scale consists of 14 notes: B2, C3, D3, E3, F#3, G#3, A3, B3, C#4, D#4, E4, F#4, G#4, A4. Fingerings are indicated below the notes: 2, 3, 3, 2, 2, 3, 3, 3, 2, 3, 3, 2, 2, 1, 1, 2.

Same fingering in C - Db and D Major

### THIRDS ON FIFTH AND SIXTH STRING

F Major

Musical notation for F Major in treble clef. The key signature has one flat (Bb). The scale consists of 14 notes: F2, G2, A2, Bb2, B2, C3, D3, Eb3, E3, F3, G3, Ab3, A3, Bb3, C4. Fingerings are indicated below the notes: 0, 1, 1, 2, 2, 3, 3, 3, 2, 3, 3, 2, 2, 1, 1, 0.

F# Major

Musical notation for F# Major in treble clef. The key signature has three sharps (F#, C#, G#). The scale consists of 14 notes: F#2, G#2, A2, B2, C#3, D#3, E3, F#3, G#3, A3, B3, C#4, D#4, E4. Fingerings are indicated below the notes: 2, 3, 3, 2, 2, 3, 3, 3, 2, 3, 3, 2, 2, 1, 1, 2.

Same fingering in G - Ab and A Major

### SIXTHS ON FIRST AND THIRD STRING

E Major

im im im im  
mi mi mi mi  
ma ma ma ma  
am am am am  
ia ia ia ia  
ai ai ai ai

etc. etc.

F Major

Same fingering in F# - G and Ab Major

### SIXTHS ON SECOND AND FOURTH STRING

B Major

C Major

Same fingering in Db - D and Eb Major

### SIXTHS ON THIRD AND FIFTH STRING

G Major

Musical notation for G Major, showing sixths on the third and fifth strings. The notes are G (0), A (2), B (2), C (1), D (1), E (2), F# (2), G (1), A (2), B (2), C (1), D (1), E (2), F# (2), G (0). Fingerings are indicated by numbers 1-3 below the notes.

Ab Major

Musical notation for Ab Major, showing sixths on the third and fifth strings. The notes are Ab (3), Bb (3), C (3), D (1), Eb (1), F (2), G (2), Ab (1), Bb (2), C (2), D (1), Eb (1), F (2), G (2), Ab (3). Fingerings are indicated by numbers 1-3 below the notes.

Same fingering in A and Bb Major

### SIXTHS ON FOURTH AND SIXTH STRING

D Major

Musical notation for D Major, showing sixths on the fourth and sixth strings. The notes are D (0), E (2), F# (3), G (3), A (1), B (1), C# (2), D (3), E (3), F# (2), G (1), A (1), B (2), C# (2), D (0). Fingerings are indicated by numbers 1-3 below the notes.

Eb Major

Musical notation for Eb Major, showing sixths on the fourth and sixth strings. The notes are Eb (3), F (3), G (3), Ab (1), Bb (1), C (2), D (2), Eb (1), F (1), G (2), Ab (2), Bb (1), C (1), D (2), Eb (3). Fingerings are indicated by numbers 1-3 below the notes.

Same fingering in E - F and F# Major